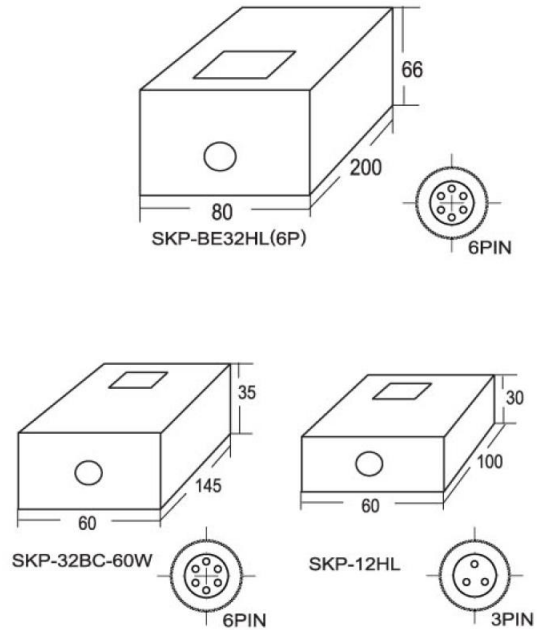




### External Dimension



- Power switch : ON/OFF indicator. Two kinds of output voltage Hi & Lo.
- Please set the torque scale below 4 for operation when the voltage of SKP series is set as Lo or below 32V.
- Support variant plug type for different country.

### Specifications

Model	SKP-12HL	SKP-32BC-60W	SKP-BE32HL(6P)
Input Voltage	AC 100-240V 50/60Hz	AC 100-240V 50/60Hz	AC 100-240V 50/60Hz
Output Voltage	LO DC 9V / HI DC 12V	LO DC 24V / HI DC 32V	LO DC 24V / HI DC 32V
Capacity	2.5A	1.8A MAX	3A MAX
Outside Dimensions	100X50X35(mm)	145X60X35(mm)	200X80X66(mm)
Weight(g)	144.5(main body)	250(main body)	460(main body)
AC Cord Length	2M with ground	2M with ground	2M with ground

Remark



Applicable Models

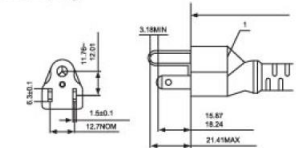
SKD-B100 Series

SKD-BN200 Series  
SKD-BN500 Series  
(not included F type series)  
SKD-BE500 Series  
(not included F type series)

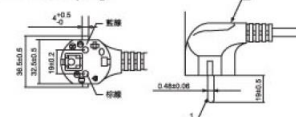
SKD-BN200 Series  
SKD-BN500 Series  
SKD-BE500 Series  
SKD-BN700 Series

### Plug Feature

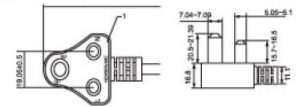
(U.S.A plug)




(EUROPE plug)



(INDIA plug)



(AUSTRALIA plug)



(U.K plug)

